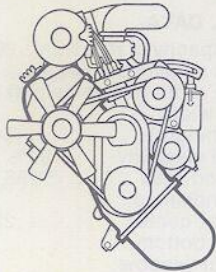


PEUGEOT

504

SPECIFICATIONS



4 CYLINDER ENGINE

inclined 45°

Aluminum cylinder head... in-line overhead valve.

Hemispherical combustion chamber. Removeable wet sleeve cylinder liners. Thermostatically controlled electric fan (Peugeot patent)

Horsepower 87 @ 5500 rpm

Bore 84 mm (3.3 in.)

Stroke 81mm (3.2 in.)

Displacement... 1,796cc (110 cu. in.)

Max. torque... 108.45 ft. @ 3,000 rpm

Compression ratio 8.35 to 1

Main Bearings, crankshaft 5

Speed max. 97 mph

ACCELERATION

Standing start to 60 mph

..... under 15 sec.

Fuel consumption (average)

..... 24 plus mpg.

Manual choke

CAPACITIES

Fuel tank 14.8 gal.

Engine crankcase 4¼ qts.

Cooling system (inc. heater) .8½ qts.

CLUTCH

Diaphragm type clutch with (ball type) thrust bearing, hydraulically controlled.

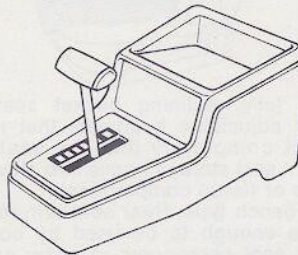
TRANSMISSIONS

4 Speed forward, fully synchromesh, column mounted.

Ratio 1st .273, 2nd .461, 3rd .710, 4th 1.0 (direct drive)

Automatic ZF, floor console mounted, 6 Positions: 1st, 2nd, 3rd, Neutral Reverse, Park. Hydrocinetic torque converter.

Capacity of gearbox 2 pt. (Magnetic Drain Plug)



DRIVE TRAIN

Gearbox to differential

Transmission shaft dia. 42 mm (1.65 in.) located in rigid link tube.

Differential to wheels

Transmission shafts with two internal sliding constant velocity joints.

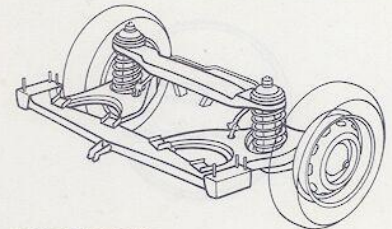
DIFFERENTIAL

Suspended hypoid rear axle

Reduction: torque: 9X35

ratio: 0.257

Oil capacity 2 pt.



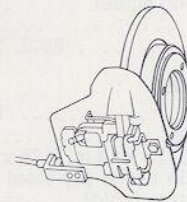
SUSPENSION

4 wheel independent suspension

Front: telescopic struts incorporating helical springs with double acting shock absorbers (Peugeot Patent).

Rear: trailing arms, helical springs with double acting shock absorbers (Peugeot Patent).

Anti-sway bars front & rear.



BRAKES

Power assisted disc brakes on all 4 wheels, brake load compensator, hydraulic control.

Brake fluid warning light.

Built in wear indicator warning.

Handbrake—cable operated on rear wheels.

Diameter of front discs 10¾ in.

Width of braking track 2.2 in.

Diameter of rear discs 10¾ in.

Width of braking track 1.8 in.

Total braking area 438 sq. in.





PEUGEOT

SPECIFICATIONS



STEERING

Type rack & pinion
 Two section safety steering column with universal joint couplings.
 Anti-theft steering/ignition lock.
 Ratio 1:22.2
 Pinion 7 teeth
 Rack 32 teeth
 Turns of steering wheel lock to lock 4½
 Turning circle 35 ft. 10 in.

WHEELS & TIRES

Wheels 14 in.
 Number of studs 4
 Tire size 175 x 14 in. (175 x 355)
 Type .. Michelin radial ply-steel cord
 Inflation pressures (cold)
 front 21 psi
 rear & spare 25 psi

ELECTRICAL SYSTEM

Battery 12 volt, 55 ampere
 Alternator (single phase)
 Self parking 2 speed windshield wipers, with foot controlled windshield washer.
 Back up lights.
 Flashing road emergency lights.
 Twin windtone horns.

SLIDING SUN ROOF

Easy to open—locks in any position.

BODYWORK

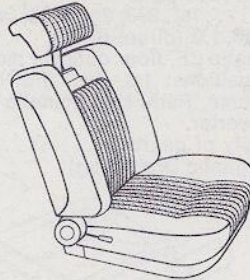
Unitised one piece (Monocoque) body, extra thick .9 mm anti-corrosion ribbed steel.
 Polished stainless steel bumpers, hub caps and trim.
 Curved side door windows.
 Curved panoramic safety glass.
 Hood held down by 3 point locking.
 Zero torque locks (the greater the pressure exerted on an incorrectly closed door from the inside, the greater resistance to its opening).

Primer applied by electrophoresis process (gets where spray cannot reach).

Doors are waterproof & dustproof, with double rubber joints.
 Doors open more than 85°.

INTERIOR

Number of seats 4 passengers
 Upholstery . Leatherette (basketweave)



Front: fully reclining bucket seats, with adjustable headrests that retract completely into the seats. Front seat storage opens into glove, map or tissue compartment.

Rear: bench type. Rear seat arm rest wide enough to be used by both rear seat passengers at once; can be folded up into rear seat back.

Recessed door handles (safety feature).

Flexible window winder handles (safety feature).

Padded dash board & sun visors (courtesy passenger mirror, driver map holder).

Recessed instruments, trip mileage counter, electric clock.

Lockable glove compartment.

2 interior courtesy lights.

Cigarette lighter.

Ash trays front & rear.

Trunk courtesy light.

Day-night rear view mirror.

Rear parcel shelf.

Shoulder/lap seat belts front, lap type rear.

Fully carpeted, over 3 layers of insulating material.

Parcel shelf under glove compartment.
 Child proof locks on rear doors.

HEATING & VENTILATION SYSTEM

Large capacity, variable speed heater/defroster meets needs of extreme climates.

Temperature adjustment controls.

Fast defrosting of windshield.

Central, adjustable, fresh air outlet on top of dashboard.
 2 side fresh air inlets.

GENERAL DATA

Overall capacity of rear trunk . 20 cu. ft.
 Front seat adjustment ranges 6 in.
 Front seat width (elbow height) . 56 in.
 Rear seat width (elbow height) 54½ in.
 All around visibility 92% (331°)
 Total glazed area 288 sq. in.
 Size of windshield:
 Height at center 22½ in.
 Width at bottom 54 in.
 Size of rear window:
 Height at center 19 in.
 Width at base 49½ in.
 4 jacking points.
 Tool kit.
 Anti-freeze to -35°.

WARRANTY

12 months from date of delivery with unlimited mileage.

DIMENSIONS

Wheelbase 108 in.
 Overall length 177 in.
 Overall width 66½ in.
 Height (unloaded) 57½ in.
 Front overhang 28½ in.
 Rear overhang 40½ in.
 Front track 56½ in.
 Rear track 53½ in.
 Ground clearance (loaded) . . 6½ in.
 Curb weight 2,650 lb.
 Maximum loaded weight . . 3,700 lb.
 Towing capacity 2,420 lb.

QUALITY CONTROL

500 plus inspections and road test on every car Peugeot builds.
 There's a 1891 Peugeot still running in America.

SUGGESTED PRICES

East & Gulf Coast P.O.E. . . . \$3195.00
 West Coast P.O.E. \$3295.00
 ZF Automatic Transmission . \$ 200.00
 Air Conditioning \$ 350.00

We will continue to add improvements and modifications (without notice) just as soon as they have been achieved and fully tested out to Peugeot standards. This is not only our right, it is our duty.

PEUGEOT

PEUGEOT, INC., 107-40 QUEENS BLVD.
 FOREST HILLS, N.Y.

