

PEUGEOT

504

the
504

a new grand tourer
in the
european manner

This latest, more powerful, more spacious and even more comfortable addition to the Peugeot range, the 504 Saloon, has been designed on classical lines – front engine, rear wheel drive, all steel monocoque body – and has sophisticated fully independent suspension, anti-roll bars front and rear, suspended hypoid rear axle, trailing arms, rear suspension, Servo assisted disc brakes on all 4 wheels with brake load compensator.

The 504 model is available with either a 1,796 cc. carburettor engine (10 CV/87 bhp SAE), or a 1,796 cc. indirect petrol injection engine (10 CV/103 bhp SAE).

Its performance, its braking system, its suspension and interior finish make it a luxurious, high performance, Saloon with outstanding roadholding qualities. In town, the 504 Saloon is easy and pleasant to drive due to its moderate overall dimensions (length: 14' 9"/4.49 m - width: 5' 7"/1.69 m) and short turning radius (17' 0"/5.20 m).

A prestige car by virtue of its style, its finish and advanced technical specification, the 504 is built to the high standard of quality which is traditional of Peugeot.





enjoyable motoring in complete comfort and security


Excellent visibility.

Well-placed and conveniently grouped controls.


Air-conditioning system with a multiple combination of settings for winter and summer, and incorporating a variable speed fan.

Safety steering-wheel with padded hub.

Lockable glove-box.







The spare-wheel is mounted under the floor thereby ensuring maximum loading space in the luggage boot.

a vast boot
for really
grand touring



elegant
lines,
balanced
design









peugeot504:info




refined comfort

Real armchair comfort - built-in adjustable headrests -
Luxurious trim of either leather or cloth and leatherette
(according to market)





...a prestige car





general specification

Bodywork and General Data


Integral body in anti-corrosion ribbed steel
 Engine bonnet with double lateral locks
 Curved side windows
 Total glazed area: 24 sq. ft.
 Circular field of view: 331° degrees (92% all round visibility)
 Polished stainless steel bumpers
 Overall length: 14' 9" (4.49 m) - Overall width: 5' 7" (1.69 m)
 Unladen height: 4' 10" (1.46 m) - Laden height: 4' 8" (1.41 m)
 Elbow room, front seats: 4' 8" (1.42 m)
 Elbow room, rear seats: 4' 7" (1.39 m)
 Loading space available in luggage boot: 15 cu. ft.
 Front track: 4' 8" (1.42 m) - Rear track: 4' 6" (1.36 m)
 Wheelbase: 9' 0" (2.74 m)
 Ground clearance when laden: 6" (0.16 m)
 Kerb weight: 23.5 cwts. (1,200 kg)
 Maximum laden weight: 33 cwts. (1,680 kg)
 Weight distribution: Front axle: 15 cwts.
 Rear axle: 18 cwts.
 Towing capacity: 21.5 cwts. (1,100 kg)

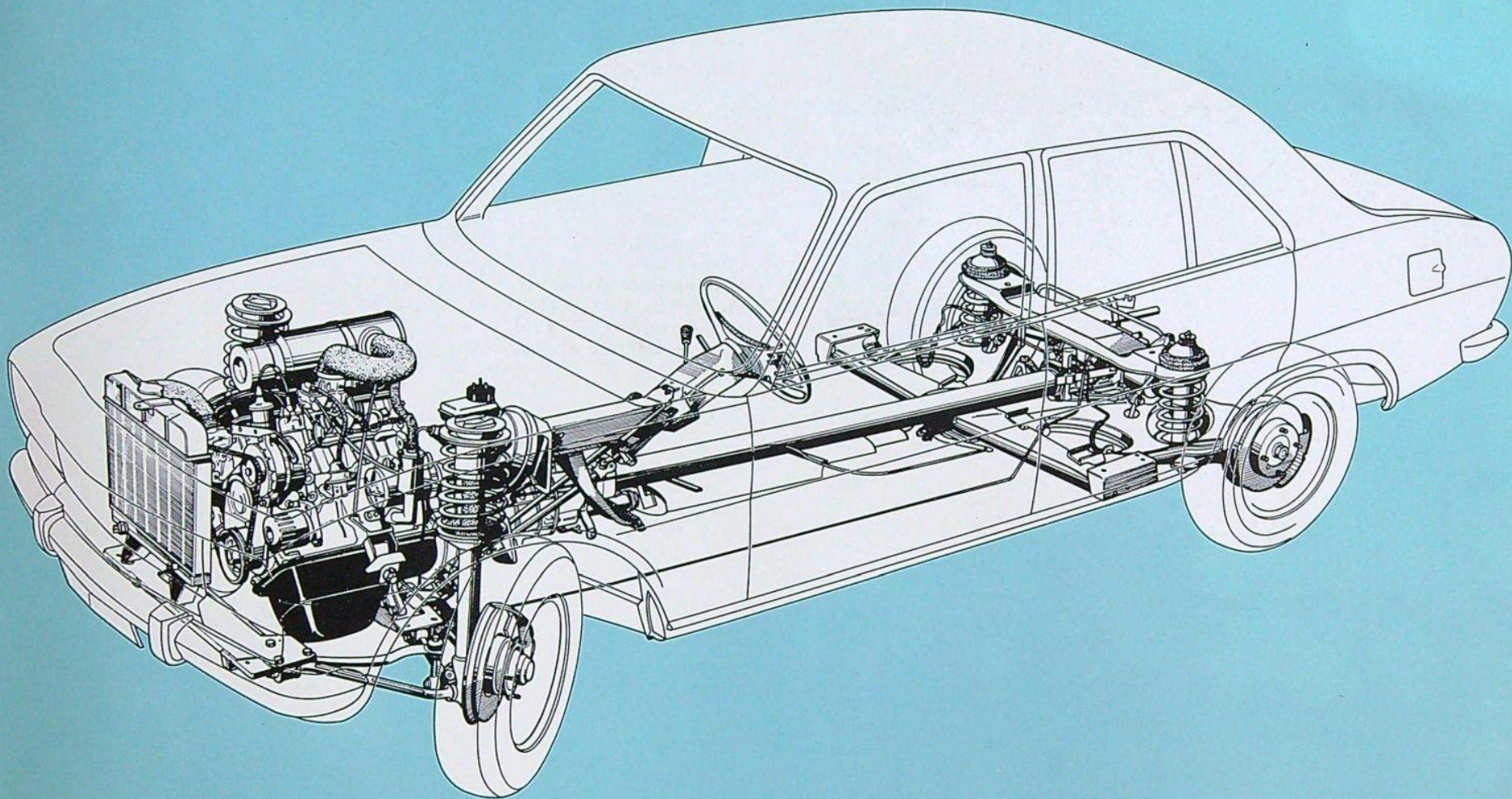
Carburettor Engine

Over-square: 4 cylinder in-line, inclined 45°
 Bore-stroke: 84 m/m×81 m/m
 Capacity: 1,796 cc.
 Compression ratio: 8.3:1
 Fiscale rating: 10 CV - Maximum power: 87 bhp SAE
 Corresponding engine speed: 5,500 rpm - Maximum speed: 97 mph (156 kph)
 Cylinder-head with common admission chamber
 Overhead valves, rocker operated
 Camshaft in cylinder block
 Removable wet cylinder liners
 Forged steel five bearing crankshaft
 Automatic disconnectable fan (Peugeot patent)
 Total water capacity: 16 pints (7.8 L)
 Engine oil capacity: 8 pints (4 L)
 Fuel tank capacity: 11.5 gallons (56 L)

Indirect Petrol Injection Engine

Over-square engine - 4 cylinder in-line - inclined 45°
 Bore-stroke: 84 m/m×81 m/m - Capacity: 1,796 cc
 Compression ratio: 8.3:1
 Fiscale rating 10 CV: Maximum power: 103 bhp SAE
 Corresponding engine speed: 5,600 rpm. - Maximum speed: 104 mph (168 kph)
 Cylinder-head with separate induction ports
 Overhead valves, rocker operated
 Camshaft in cylinder block
 Removable wet cylinder liners
 Electric fuel lift pump
 Kugelfischer injection pump
 Automatic disconnectable fan (Peugeot patent)





Clutch

Diaphragm type - Ball bearing release thrust with hydraulic control

Manual Gearbox

Silent, 4-speed fully synchromesh gearbox

Ratios: 1st.: 0.273
 2nd.: 0.461
 3rd.: 0.710
 Top: 1
 Reverse: 0.267

Automatic Gearbox

As an optional extra the 504 Saloon can be supplied with automatic transmission (504 ZF automatic gearbox with hydro-cineti torque converter)

Transmission

Suspended hypoid rear axle
 Drive shafts with homocinetic couplings

Suspension

4 wheel independent suspension. Front: telescopic struts incorporating helical springs and Peugeot double acting shock absorbers. Rear: trailing arms, helical springs and Peugeot double acting telescopic shock absorbers. Anti-roll bars front and rear

Wheels and Tyres

Wheels 14" (355 m/m)
 Tyres: 175x355 (175x14") Special

Steering

Rack and pinion
 Two section safety steering column with universal joint couplings
 Anti-theft steering/ignition lock
 Turning radius between kerbs: 17' 0" (5.20 m)
 Turning radius between walls: 18' 0" (5.45 m)

Brakes

Disc brakes on all four wheels
 Servo assisted, hydraulic control, with brake load compensating device
 Brake fluid level warning light
 Self-adjusting handbrake operating on rear wheels

Electrical Equipment

12 volt 55 amp/h battery and alternator
 Trapezoidal shape headlamps with elevation adjustors
 On injection model special high performance headlamps incorporating supplementary halogen lamps.
 Reversing lights incorporated in the rear light clusters together with stop and direction indicator lights
 Self-parking, two speed, windscreen wipers
 Foot operated windscreen washer with automatic wiper operation
 Headlamp flasher switch
 Twin windtone horns

