

**HEY GET
A LOAD OF THESE**



**205-305 VANS
504 PICK-UPS**

205 STANDARD AND GL VANS




With the Peugeot 205 Van you get the best of both worlds. It is a supremely practical small carrier with 42.4 cu.ft. of load space, combined with interior styling and equipment comparable with a passenger car. Both standard and GL models have a choice of either the 1124 cc 50 PS (36 kW) petrol engine with transistorised breakerless ignition or the renowned 1769 diesel engine producing a superbly smooth 60 PS (43.5 kW). With either unit the 205 Van offers lively performance and exceptional economy.

On standard vans a 4-speed all synchromesh gearbox is specified, while GL models benefit from a 5-speed gearbox for additional fuel economy and more restful main road cruising. Payload capacities are generous at 415 kg (Petrol) and 400 kg (Diesel), including crew and equipment, for the standard van, with 410 kg (Petrol) and 395 kg (Diesel) for the GL models.

Interior equipment in the standard van includes a comprehensive instrument and warning light display, the rake-adjustable seats with padded head restraints are trimmed in a practical, hard wearing vinyl and the cab floor is carpeted. Halogen headlamps and a laminated windscreen are also standard equipment. The load compartment has a wide flat load floor with a vinyl/felt covering, and there are two load securing lugs at each side. A seat height steel load retaining bulkhead is fitted behind the seats. Access to the load area is by the high lifting tailgate, topped with 6 ft standing headroom underneath.

The 205 GL Van provides further interior refinements including cloth faced seat trim, door armrests, door pockets, glovebox, quartz clock, cigar lighter and push button radio with twin speakers. Externally the additional equipment of the GL model includes side rubbing strips, wheel trims and a tailgate wash/wipe for added safety.

For all businesses, large and small, buying a 205 Van is good business.






305 STANDARD AND GL VANS

When you drive a Peugeot 305 Van you enjoy its saloon car comfort. When you use the van for business you appreciate its tough, practical load carrying qualities.

On the standard van you have a choice of 1472cc 74 PS (55 kW) petrol engine with transistorised breakerless ignition, or the 1905cc 65 PS (48 kW) diesel, both driving through a 4-speed, all synchromeshed gearbox to the front wheels. This makes for tenacious road holding and easy cornering. The 305 works like a van and drives like a car. The GL model offers a choice of 1580cc 80 PS (59 kW) petrol engine, with transistorised, breakerless ignition or the 1905cc 65 PS (48 kW) diesel, both coupled to a 5-speed gearbox, giving quieter and smoother running with greater flexibility.

The driver's and passenger's seats are adjustable for rake, and, for additional safety, a seat height load retaining bulkhead is fitted behind the seats. The comprehensively equipped fascia and centre console are complemented by colour keyed interior trim on the GL model. The Standard van has anthracite textured vinyl seats, and on the GL model the seats are cloth faced. There is a wide choice of paint colours on both models. Loading is made easy by the low floor, a result of front wheel drive layout. The top hinged tailgate allows very easy access to 56.5 cuft of load space.

Dual circuit braking with load compensator and servo assistance, laminated windscreen, heated rear window, 2 speed wash and intermittent wipe and load compartment lamp are just a few of the many features on both models. Other features as standard equipment on the GL model include a push button radio with two speakers, cigar lighter, cab floor carpet, tailgate wash/wipe and halogen headlamps. All Peugeot vans benefit from the same 6-year supplementary warranty as Peugeot cars. The 305 vans - quality and style at a very inviting price.







504 STANDARD AND GL PICK-UPS


The Standard and GL versions of the 504 Pick-up make very practical business sense. Economical and robust, they combine the versatility of powerful load carriers and the comforts of a saloon car. The load platform is 2.0 metres long and 1.5 metres wide, giving a usable floor area of 2.7 square metres. With the option at extra cost of a fibreglass hardtop, you have the load capacity of a big van with the adaptability that only a Pick-up provides.


There is a choice of two powerful engines on both models. They have been specially developed to give solid power and smooth low speed torque to cope with loads of up to 1265 kg on Standard models and 1260 kg on GL models including the driver and any passengers or equipment carried. The 1796 cc petrol engine with transistorised breakerless ignition develops 59 kW (80 PS) at 5500 rpm and the 2304 cc diesel with rapid pre-heat plugs develops 51.5 kW (70 PS). Standard models have a 4-speed gearbox and the GL models boast a 5-speed version.

From the adjustable bench seat, trimmed in textured vinyl on the Standard models, all the controls come easily to hand. The fascia incorporates a clock and a lockable glovebox. Instruments are easy to read and warning lights keep the driver fully informed. The heating and ventilation system includes a variable speed blower. Other features on all models include 2-speed wash and intermittent wipe, reversing lamp, laminated windscreen, dual circuit braking with servo assistance, limited-slip differential and a ladder rack/cab protection frame with hinged ladder retainers.

Additional GL features include cloth seat trim, head restraints, push button radio with twin speakers, cab floor carpet, door pockets, halogen headlamps, locking fuel filler cap and wheel trims.

Check out the features, try it for size – the 504 will measure up to your needs.





SPECIFICATIONS

	205 Standard Van		205 GL Van		305 Standard Van		305 GL Van		504 Standard Pick-Up		504 GL Pick-Up	
Engine	Petrol	Diesel	Petrol	Diesel	Petrol	Diesel	Petrol	Diesel	Petrol	Diesel	Petrol	Diesel
Cubic capacity (cc)	1124	1769	1124	1769	1472	1905	1580	1905	1796	2304	1796	2304
Max. Power (DIN)	36 kW (50 PS) @ 4800 rpm	43.5 kW (60 PS) @ 4600 rpm	36 kW (50 PS) @ 4800 rpm	43.5 kW (60 PS) @ 4600 rpm	55 kW (74 PS) @ 6000 rpm	48 kW (65 PS) @ 4600 rpm	59 kW (80 PS) @ 5600 rpm	48 kW (65 PS) @ 4600 rpm	59 kW (80 PS) @ 5500 rpm	51.5 kW (70 PS) @ 4500 rpm	59 kW (80 PS) @ 5500 rpm	51.5 kW (70 PS) @ 4500 rpm
Max. Torque (DIN)	8.7 mkg @ 2800 rpm	11.0 mkg @ 2500 rpm	8.7 mkg @ 2800 rpm	11.0 mkg @ 2500 rpm	11.8 mkg @ 3000 rpm	12.2 mkg @ 2000 rpm	13.5 mkg @ 2800 rpm	12.2 mkg @ 2000 rpm	14.5 mkg @ 2500 rpm	13.4 mkg @ 2000 rpm	14.5 mkg @ 2500 rpm	13.4 mkg @ 2000 rpm
Compression Ratio	9.7:1	23:1	9.7:1	23:1	9.2:1	23.5:1	9.35:1	23.5:1	8.8:1	22.2:1	8.8:1	22.2:1
Transistorised Breakerless Ignition	●		●		●		●		●		●	
Transmission	Front wheel drive, 4-Speed synchromesh, single plate diaphragm spring clutch		Front wheel drive, 5-Speed synchromesh, single plate diaphragm spring clutch		Front wheel drive, 4-Speed synchromesh, single plate diaphragm spring clutch		Front wheel drive, 5-Speed synchromesh, single plate diaphragm spring clutch		4-Speed synchromesh, Rear wheel drive, diaphragm spring clutch, limited slip differential		5-Speed synchromesh Rear wheel drive, diaphragm spring clutch, limited slip differential	
Dimensions												
Overall length	3.70 m (12 ft 2 in)				4.28 m (14 ft 0 in)				4.75 m (15 ft 7 in)			
Load floor length	1.37 m (4 ft 6 in)				1.81 m (5 ft 11 in)				2.00 m (6 ft 7 in)			
Maximum load interior height	0.88 m (2 ft 10½ in)				0.88 m (2 ft 10½ in)				-			
Maximum load floor width	1.29 m (4 ft 2½ in)				1.26 m (4 ft 1 in)				-			
Width between wheel arches	1.09 m (3 ft 7 in)				1.14 m (3 ft 9 in)				1.11 m (3 ft 7¾ in)			
Boxside height	-				-				0.36 m (1 ft 2 in)			
Box width	-				-				1.50 m (4 ft 11 in)			
Weights												
Kerb weight (excluding driver)	780 kg (1719 lb)	870 kg (1918 lb)	785 kg (1730 lb)	875 kg (1929 lb)	950 kg (2094 lb)	1010 kg (2226 lb)	955 kg (2105 lb)	1015 kg (2236 lb)	1250 kg (2756 lb)	1330 kg (2932 lb)	1255 kg (2766 lb)	1335 kg (2942 lb)
Gross vehicle weight	1195 kg (2634 lb)	1270 kg (2799 lb)	1195 kg (2634 lb)	1270 kg (2799 lb)	1420 kg (3130 lb)	1520 kg (3350 lb)	1420 kg (3130 lb)	1520 kg (3350 lb)	2515 kg (5545 lb)	2595 kg (5720 lb)	2515 kg (5545 lb)	2595 kg (5720 lb)
Payload (including driver)	415 kg (915 lb)	400 kg (881 lb)	410 kg (904 lb)	395 kg (870 lb)	470 kg (1036 lb)	510 kg (1124 lb)	465 kg (1025 lb)	505 kg (1114 lb)	1265 kg (2788 lb)	1265 kg (2788 lb)	1260 kg (2778 lb)	1260 kg (2778 lb)
Important: Whilst nominal payload figures are included for guidance, vehicle payload will depend on the individual gross vehicle weight – less an allowance for the weight of the particular vehicle body, any optional equipment fitted and crew members carried. Please check with your Dealer for precise details concerning vehicle payload capacity.												

For details of Diplomatic & Export Sales contact Peugeot Talbot Exports, Devonshire House, 74-75 Piccadilly, London W1. Tel: 01-499 5533. It is our policy to seek to improve our vehicles continually in every way, and we reserve the right to alter specifications at any time without notice. So whilst the details set out in this brochure were correct at the time of going to press, we are unable to guarantee that no changes in specification have subsequently taken place. Before ordering a vehicle therefore, you should check with your Peugeot Talbot dealer whether the specification has altered.

Issued by: Marketing, Peugeot Talbot, International House, Bickenhill Lane, Marston Green, Birmingham. C9687/1/50 Sept. 1986.

