

PEUGEOT



**stricly for those
who take car buying seriously**





504

STANDARD ÉQUIPEMENT

	SW DIESEL
Front and rear carpeting	●
Front and rear door armrests	●
Fully reclining front seats	●
Front headrests	●
Illuminated heater/ventilator controls	●
Variable speed heater/ventilator fan	●
Inertia reel front and rear seat belts	●
Curved side windows	●
Rear window defroster	●
Glove compartment with lock and light	●
Cigarette-lighter	●
Electric windshield washers	●
2-speed windshield wipers	●
Thermo-voltmeter	●
Water temperature gauge	●
Handbrake-on warning light	●
Low brake fluid warning light	●
Brake pad wear warning light	●
Electric clock	●
Trip mileage	●
Trunk light	●
Vanity mirror on passenger side	●
Day/night rearview mirror	●
Childproof locks on rear doors	●
Back-up lights	●
Power steering	●
Leatherette upholstery	●
Tinted glass all around	●

OPTIONAL EQUIPMENT

Metallic paint	●
Air conditioning	●
Roof rack	●
Automatic transmission	●

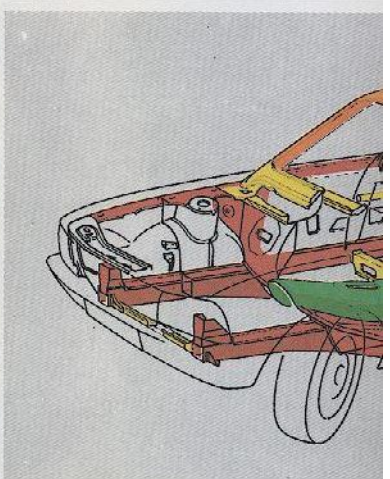



SPECIFICATIONS

Body: One piece all steel bodyshell with cathaphoresis anti-corrosion treatment - 5 seats - Overall length: 4.93 m - Overall width: 1.69 m - Height empty/laden: 1.55/1.45 m - Wheelbase: 2.90 m - Useful floor length: 1.43 to 1.93 m - Fuel tank capacity: 60 l - Curb weight SW diesel: 1 460 kg - Maximum towing capacity: 1 500 kg.

Mechanical: Diaphragm clutch, hydraulically operated ball thrust bearing - 4-speed synchromesh and reverse gearbox - Optional ZF automatic gearbox with hydrokinetic torque converter - Hypoid rear axle (floating and homokinetic tripod drive shaft joints for wheels) - Suspension by coil springs and double acting telescopic Peugeot shock absorbers - Anti-roll bars front and rear - Independent suspension on front wheels - Michelin radial tires: 185 ZX 14 - Spare wheel under trunk - Rack and pinion steering - Power assisted steering - Disc brakes at the front, drums at the rear - Mastervac power assisted braking - Dual circuit with compensator - 12 volt electrical equipment - Three phase 1 000 W alternator.

Engine diesel: 4 cylinder in line oversquare inclined at 20° - 5-bearing crankshaft - Electro-magnetic cooling fan - XD2 bore/stroke 94 x 83 - Capacity: 2 304 cc - Compression ratio: 22,2/1 - Maximum hp DIN 71 at 4 500 rpm - Maximum torque DIN 13.4 mkg at 2 000 rpm.



505

BODY WORK AND GENERAL POINTS


Integral all-steel welded body treated against corrosion by cataphoresis - 5 seats - Overall Length: 4.74 m - Overall width: 1.74 m - Height when unladen/Height when laden: 1.44 m - Wheel base: 2.74 m - Total boot volume: 390 dm³ - Fuel tank: 66 liters - Weight when unladen/GR/SR: 1 400 kg - GRD: 1 435 kg - SRD: 1 460 kg - Maximum towing capacity: 1 300 kg (SRD model: 950 kg).

MECHANICAL ASPECTS

Diaphragm clutch - disconnecting ball thrust-bearing - GR/GRD: 4 synchronized forward gears - SR/SRD: 5 synchronized forward gears - optional ZF type automatic gear-box with hydrokinetic torque converter - spring hypoid rear axle and half-shafts with homokinetic tripod joints - suspension by helical springs and Peugeot hydraulic, double-acting, telescopic shock absorbers - front and rear anti-roll bars - separate round independent suspension - Tires: 175 SR 14 Michelin radials - separate spare wheel under rear boot - rack and pinion steering - power steering on all models - tight overall steering radius: 11.32 m - GR/GRD: front disc brakes, rear drum brakes - SR/SRD: disc brakes all-round - mastervac power assisted braking - double circuit with compensator - electrical equipment: 12 volts - 1 000 W three-phase alternator - electronic ignition on GR and SR.




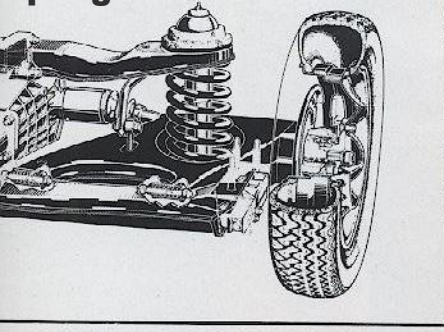
ENGINE	GR-SR	GRD	SRD
Type	4 cylinders at an angle of 45° XN1	4 cylinders at an angle of 20° XD2	4 cylinders at an angle of 20° XD2S
Feed	Carburetor	Injection	Injection
Bore/stroke	88 × 81	94 × 83	94 × 83
Cylinder capacity	1 971 cc	2 304 cc	2 304 cc
Compression ratio	8.8/1	22.2/1	21.0/1
Maximum power	93 hp DIN at 5 000 rpm	71 hp DIN at 4 500 rpm	80 hp DIN at 4 150 rpm
Maximum torque	16.4 mkg DIN at 5 200 rpm	13.4 mkg DIN at 2 000 rpm	18.4 mkg DIN at 2 000 rpm



GAS ENGINE

XN1 type - 93 hp DIN at 5 000 rpm and a maximum torque of 16.4 mkg DIN at 5 200 rpm. The 4 cylinders in line carburetor engine is the result of PEUGEOT's vast experience.






EQUIPMENT

	GR	GDR	SR	SRD		GR	GRD	SR	SRD
Carpet front and rear	●	●	●	●	Warning light for hand brake fluid level and pad wear	●	●	●	●
Door armrests front and rear	●	●	●	●	Quartz clock	●	●	●	●
Fold down central armrest at rear	●	●	●	●	Trip mileage recorder	●	●	●	●
Fully reclining front seats	●	●	●	●	Rear trunk light	●	●	●	●
Front head rests	●	●	●	●	Day/night rearview mirror	●	●	●	●
Illuminated heater/demister controls	●	●	●	●	External rearview mirror adjustable from inside	●	●	●	●
4 speed heater/demister	●	●	●	●	Child-proof locks	●	●	●	●
Inertia reel safety belts front and rear and lap belt at rear	●	●	●	●	Reverse light	●	●	●	●
Disc front brakes	●	●	●	●	Rev counter (standard only)			●	
Drum rear brakes	●	●			5 speed gearbox			●	●
Disc rear brakes			●	●	Power steering	●	●	●	●
Heated rear window	●	●	●	●	Tinted windows	●	●	●	●
Illuminated/lockable glove compartment	●	●	●	●	Protective side strips	●	●	●	●
Cigar lighter	●	●	●	●	Central door locking system		●		●
Electric sunroof			●	●	Driver's seat height adjustment			●	●
Electrically operated windscreen washer	●	●	●	●	Illuminated vanity mirror and ignition lock	●	●	●	●
Electrically operated front and rear windows			●	●	Carpeted rear parcel shelf	●	●	●	●
2 speed windscreen wiper/intermittent wiper	●	●	●	●	OPTIONS				
Water temperature gauge	●	●	●	●	Air conditioning			●	●
Cruise control			●	●	Metallic paint	●	●	●	●
Wheel covers (deluxe)			●	●	Automatic gear box	●	●	●	●
Velour upholstery	●	●	●	●					

DIESEL ENGINE

XD2 type - 71 hp DIN at 4 500 rpm and a maximum torque of 13.4 mkg DIN at 2 000 rpm. Every person who has driven a diesel will agree that the engine is sturdy, reliable, economical, and of minimum maintenance.



TURBO DIESEL ENGINE

Turbo charged XD2S type - 80 hp DIN at 4 150 rpm and a maximum torque of 18.4 mkg DIN at 2 000 rpm. The turbo charger increases its maximum horsepower and torque. It gives the 505 Turbo Diesel extra power for passing and hill climbing and it compares to the high performance gasoline engines.



604

Peugeot says it beautifully with the 604: a real sensation of the 1980,s car market. This lovely sedan is inspired with the true spirit of its make. Flowing lines of classical elegance proclaiming that balance and harmony have taken shape. Behold... the answer, in its category, to the ever-changing needs of today's modern car buyer. the 604 is here!


STANDARD EQUIPMENT

Comfort: Front and rear carpeting - Front and rear door armrests - Fold-down central rear seat armrest - Fully reclining front seats - Front and rear headrests - Illuminated air conditioning control panel - 3-speed heater/ventilator control - Curved side windows - Glove compartment with lock and light - Cigarette lighter - 2-speed electric wipers - Electric clock - Trip mileage recorder - Trunk light - Outside rearview-mirror operated from driver's seat - Power steering - Electrically operated front and rear windows - Tinted glass - Air conditioning - Cassette/FM stereo radio - Dolby system - Aircraft-type magazine pocket - Cruise control - Velour interior - Illuminated vanity mirror and ignition lock - Central locking system with closing of windows, sun roof and of fuel tank filter flap.

Security: Inertia reel front and rear seat belts - Rear window defroster - Electric windshield washers - Water temperature gauge - Low fuel warning light - Handbrake-on warning light - Low brake fluid warning light - Brake pad wear warning light tachometer - Day/night rearview-mirror - Childproof locks on rear doors - Back-up lights - Intermittent windshield wipers - Michelin TRX tires.



ENGINE	
Fuel supply	Twin carburetors (one single choke, one double choke)
Bore/stroke	88 x 73
Cubic capacity:	2,664 cc
Compression ratio	8,2/1
Maximum power DIN	133 hp at 5 750 rpm
Maximum torque DIN	20.3 mkg at 3 500 rpm
Speed	182 km/h



Six cylinders in 90°V - Oversquare - Aluminium cylinder block - Removable wet cylinder sleeves - Aluminium cylinder heads with hemispherical chambers - Overhead camshaft per bank of cylinders - Four-bearing crankshaft - Viscous coupled fan.

CONSUMPTIONS

	TRANS	URBAN	HWY	RATING
504 SLD DIESEL SW	A 3	8.7	7.4	7.9
504 SLD DIESEL SW	M 4	8.2	6.7	7.5
505 GR	A 3	14.0	9.4	11.2
505 GR	M 4	13.1	8.7	10.4
505 GRD DIESEL	M 4	8.2	6.7	7.5
505 GRD DIESEL	A 3	8.7	7.4	7.9
505 SR	M 5	13.5	8.4	10.5
505 SR	A 3	14.0	9.4	11.2
505 SRD DIESEL TURBO	M 5	9.7	6.5	7.8
505 SRD DIESEL TURBO	A 3	9.9	6.7	8.0
604 SL SEDAN	M 5	16.2	9.0	12.2
604 SL SEDAN	A 3	14.8	10.2	12.0

* Ratings as submitted to transport Canada based on manufacturer's tests. Fuel consumption will vary depending on driving conditions, climatic conditions, and optional equipment.

DEALER DIRECTORY

Peugeot sales and service points:

BRITISH-COLUMBIA : Campbell River, Nanaimo, Penticton, Prince George, N. Vancouver, Vancouver, Victoria.

ALBERTA : Calgary, Edmonton.

MANITOBA : Winnipeg.

ONTARIO : Baltimore, Barrie, Guelph, Hamilton, Kitchener, London, Mississauga, Newmarket, Ottawa, Richmond Hill, St-Catharines, Sudbury, Toronto, Windsor.

QUEBEC : Cap de la Madeleine, Drummondville, Jonquière, Laval, Lévis, Montréal, Quebec, Rivière du Loup, Ste-Agathe, St-François du Lac, St-Hyacinthe, St-Janvier, St-Jean, St-Patrice, Sherbrooke, Tracy.

NEW-BRUNSWICK : Fredericton, Moncton.

NOVA-SCOTIA : Halifax, Sydney.

1981