

peugeot504.info

504 PEUGEOT





Ask any 504 owner why he chose a 504. He will give a variety of answers, but high on his list of priorities will be the superb engineering that has made the 504 such a pleasant car to drive.

If he chose the GR Estate, he will explain how the rear seat folds down quickly to reveal a

wide, flat load deck, 6ft 4ins long (1.93m); how he can pack in up to 64 cu ft of load (1820 dm³)* into the cavernous space. If you have time, he might also tell you about the comfortable ride he gets even with all the family and their holiday luggage, because of the superb suspension and the specially-lengthened wheelbase.



If he is a 504 Family Estate owner, he will simply point to the three rows of forward-facing seats, which means room for up to eight people to travel in style. Then, of course, he will explain how the power-assisted steering makes the Family a dream to drive and how the luxury equipment, like tinted glass,

makes the 504 Family a really stylish way to travel.

Finally, every 504 owner will tell you about the quality, reliability and real value for money. That's the reason why, when a 504 owner wants a change, he will choose another 504.

* load volume measured up to window level.





504 GR

If driving is a necessary part of your business, you will soon understand why more and more businessmen are choosing the 504 GR. Quite simply, to travel in the 504 is a quiet, relaxing experience. At the end of a long journey, you arrive fresh – not fraught.

The 1800cc 504 GR returns up to 40.9 mpg* and main services are only required once a year or every 10,000 miles (with an oil change and safety check at 5,000 miles). And all this means that your


504 will be as economical as it is comfortable.

If you thought that this has been achieved at the expense of performance, think again. The 504 develops a healthy 80 bhp at 5500 rpm, to give the 504 a top speed of 98 mph (156 km/h).

For extra economy and high-mileage reliability, there's the 504 GRD Saloon with its smooth 2112cc diesel engine.

*for full fuel consumption statistics, see chart inside back cover.





504 GR

The 504 was built to be rugged, and yet stylish enough for business.

Take a look inside. The door panels are colour-keyed to the upholstery and trim. The neat dashboard houses a clear display of instruments and warning lights. The control stalks are at the driver's fingertips. On the manual model, the short gear lever makes the changes effortless.

Of course, the newly-designed front seats recline and there's a broad, retractable armrest in the rear. The cloth upholstery is at once luxurious and

easy to clean. The boot is big enough to hold 16 cu ft (459 dm³) of luggage and, so that you do not have to unload to get at the spare wheel, it is stowed in its own cradle beneath the boot floor.

This sort of attention to detail has given the 504 a reputation for comfort and convenience, just as its engineering qualities have made it world-famous for reliability. It's a reputation that few other manufacturers can share, but then, very few build a car as good as the Peugeot 504.





504 Estates

Large-capacity, hard-working estates, but with this important difference – the 504 Estates give you the same standard of ride and comfort that you would expect from a Peugeot saloon.

This is because the 504 Estates have been designed and built as real estate cars – not a compromise on a saloon design. With a special rear suspension system and a lengthened wheelbase, Peugeot engineering ensures saloon-car comfort, even when carrying the full load of almost 1500 lbs.*

The Peugeot 504 Estates are now equipped with the seats developed for the 505 range, so you'll get superb comfort as well as a really big load capacity.

That, of course, means that the 504 Estates are ideally suited for business use, but because Peugeot have made their 504 Estates so stylish, they are ideal for special occasions as well as special loads.

*for full details of load capacities, see the technical data at the back of this brochure.





504 GR Estate

The 2-litre 504 GR Estate is the essence of style. If you travel in this estate, you could be forgiven for imagining that you were in a saloon.

The seats are upholstered in rich cloth. The front seats have head restraints and are fully reclinable.

When you look round from the spacious passenger compartment though, you'll begin to appreciate the reasons why the 504 Estate is famous for versatility. The floor of the load area has an oak-finish laminate surface, protected by rubber runners which also prevent your load from shifting while you drive.

There's room for a really big load, too. With the rear seats folded, there's space for up to 64 cu ft (1820 dm³)* of whatever you need to carry – holiday luggage, those awkward business samples or that antique dresser you've just bought. And when you drive off with your load packed in, you'll find that driving the 504 GR is just as effortless and comfortable as before.

*space measured to window level only.







The 2-litre engine of the GR Estate is as smooth as it is powerful. There's plenty of low-speed torque to cope with those extra-heavy loads, but also really brisk acceleration and a top speed of 101 mph (162 km/h).

That extra power is also useful if you use your 504 to tow a boat, caravan or horsebox. With Mastervac power-assisted braking as standard equipment, you'll find that you still stop smoothly and safely.

Just to reassure you further that the 504 GR Estate has been designed to cope with all weather conditions, look at the detail equipment included. Two-speed wipers with intermittent wipe facility and linked electric washers, rear screen wash/wipe, halogen headlamps and a rear fog light are all part of a comprehensive list of standard equipment.

Finally, to make driving even easier, you can also order your GR Estate with automatic transmission.





504 Family

There are two important qualities which distinguish the Family Estate from other estates on the market. The first is the three rows of forward-facing seats, which means that the Family Estate will hold up to eight people in comfort. The second is the light and precise power-assisted steering which means that your wife can pick up the children from school (or your secretary can take the sales team to their conference) with complete confidence and ease.

Another important point is that even with the third row of seats in use, there's still space for luggage. And, should you need to carry fewer people

and more load, fold down the rear row of seats for extra space.

With its 2-litre engine you can expect smooth performance. And inside, the only glare you'll get through the tinted glass will be the envious look of another driver.* On petrol models there is also the choice of automatic transmission.

For extra economy and high-mileage reliability, choose the 2304cc diesel engine option. With the same level of passenger comfort, the Family Diesel could be just the right choice for real economy motoring.

*tinted glass is not shown on the model illustrated.



504 Diesel

On the Continent, diesel motoring has become more and more popular. One reason for this is the fact that diesel in many countries in Europe costs considerably less than petrol. Another reason has been the Peugeot 504 diesel range which combines the remarkable fuel economy of diesel power with high standards of comfort.

You have the choice of two diesel-powered models in the 504 range – the 2112cc 504 GRD Saloon and the 2304cc Family Diesel Estate. These two models share all the virtues of their 504 petrol

counterparts yet offer exceptional value for money for the high mileage driver.

Peugeot are the diesel experts, having been in the forefront of diesel development for over 50 years. In this time, Peugeot have built well over 1½ million diesel engines, and are established as market leaders in the UK.

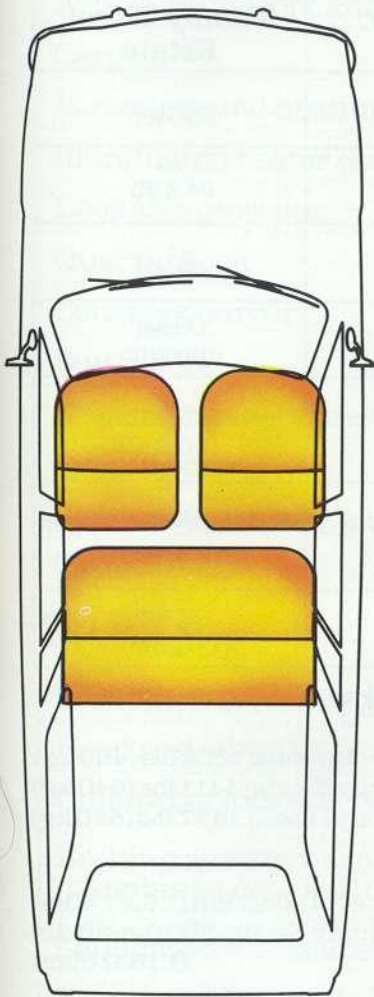
With this level of expertise and experience it's hardly surprising that Peugeot can offer such a thoroughly developed, well-engineered diesel range as the 504.



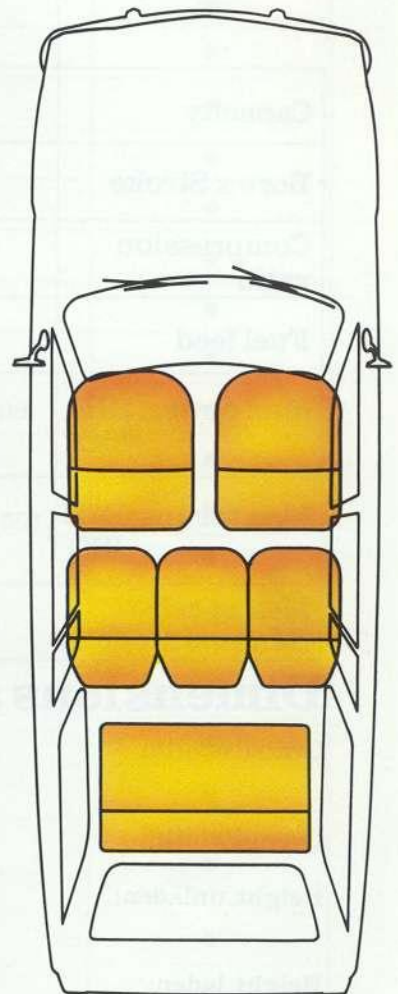
Peugeot Quality

Peugeot Automobiles is a part of the Peugeot S.A. Group, the biggest motor manufacturer in Europe. As such, Peugeot offer a range of fine cars, and have a jealously guarded reputation for quality and reliability.

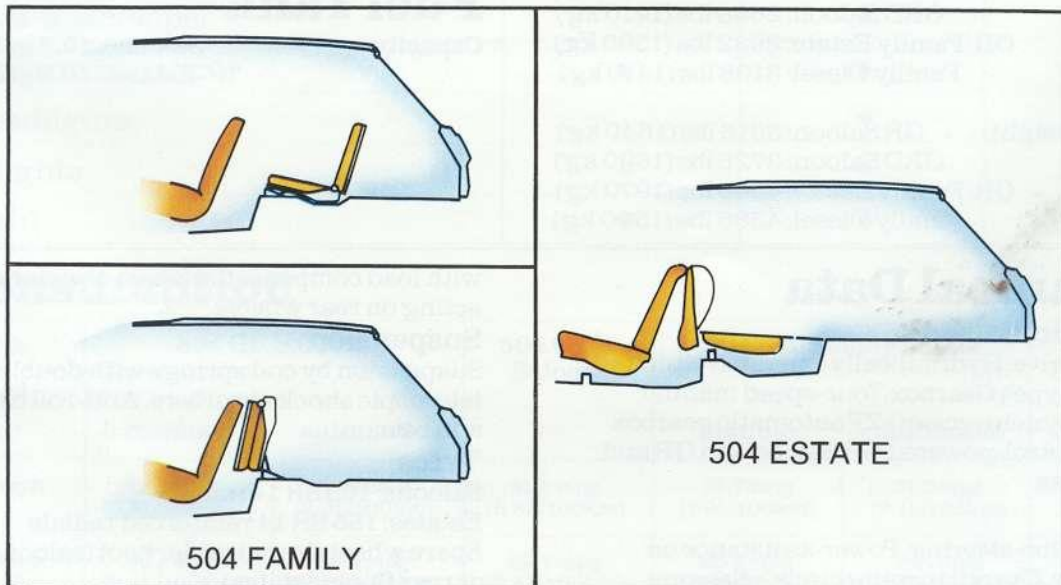
This reputation is superbly represented by the Peugeot 504 range. Over 2 million 504 Saloons and Estates have been built and their ruggedness proved in many countries and over a wide variety of terrains – including unparalleled success in some of the world's most gruelling rallies.



504 ESTATE



504 FAMILY



504 FAMILY

504 ESTATE

Specification

Engines

Four-cylinder in-line engine inclined at 45° (20° on diesel models). Oversquare bore/stroke design. Removable wet cylinder liners (not Family diesel). Aluminium alloy cylinder head

5-bearing crankshaft. Self-engaging cooling fan. Diagnostic socket on petrol Saloon with manual transmission and petrol GR and Family Estates with manual and automatic transmission.

	GR Saloon	GRD Saloon	GR/Family Estate	Family Diesel Estate
Capacity	1796cc	2112cc	1971cc	2304cc
Bore x Stroke	84 x 81	90 x 83	88 x 81	94 x 83
Compression ratio	8.8/1	22.2/1	8.8/1	22.2/1
Fuel feed	Single-choke carburettor	Diesel injection	Twin-choke carburettor	Diesel injection
Max power: DIN ISO	80 bhp @ 5500 rpm 58 kW	65 bhp @ 4500 rpm 45.5 kW	96 bhp @ 5200 rpm 69 kW	70 bhp @ 4500 rpm 50.5 kW
Max torque: DIN ISO	105 ft lbs @ 2500 rpm 14 mdaN	88 ft lbs @ 2500 rpm 11.3 mdaN	119 ft lbs @ 3000 rpm 15.8 mdaN	97 ft lbs @ 2000 rpm 12.8 mdaN
Max speed (Manual models)	98 mph (156 km/h)	84 mph (135 km/h)	101 mph (162 km/h)	81 mph (130 km/h)

Dimensions and Weight

Overall length: Saloons: 14ft 9in (4.49m)
Estates: 15ft 9in (4.80m)

Overall width: 5ft 6in (1.69m)

Height, unladen: Saloons: 4ft 9in (1.46m)
Estates: 5ft 1in (1.55m)

Height, laden: Saloons: 4ft 7in (1.40m)
Estates: 4ft 9in (1.45m)

Wheelbase: Saloons: 8ft 11in (2.74m)
Estates: 9ft 6in (2.90m)

Kerb weight: GR Saloon: 2557 lbs (1160 kg)
GRD Saloon: 2668 lbs (1210 kg)
GR/Family Estate: 2932 lbs (1330 kg)
Family Diesel: 3108 lbs (1410 kg)

Max. laden weight: GR Saloon: 3616 lbs (1640 kg)
GRD Saloon: 3726 lbs (1690 kg)
GR/Family Estate: 4343 lbs (1970 kg)
Family Diesel: 4586 lbs (1500 kg)

Load Capacity

Useful load capacity: Saloons: 1058 lbs (480 kg)
(including driver) GR/Family Estate: 1411 lbs (640 kg)
Family Diesel: 1477 lbs (670 kg)

Useful load floor length: GR Estate: 6ft 4in/4ft 8in (1.93/1.43m)
(max./min.) Family Estate: 3ft 10in/2ft 3in
(1.18/0.69m)

Total boot/load area volume: Saloons: 16.2 cu ft (0.459m³)
GR Estate (max/min): 64.3/38.8 cu ft
(1.82/1.10m³)
Family Estate (max/min): 34.6/15.5 cu ft
(0.98/0.44m³)

Fuel Tank

Capacity: Saloons: 12.3 gallons (56 litres)
Estates: 13.2 gallons (60 litres)

Mechanical Data

Transmission

Rear wheel drive. Hydraulically-operated clutch (diaphragm type). Gearbox: four-speed manual gearbox (all synchromesh). ZF automatic gearbox optional on petrol-powered GR Saloon and GR and Family Estates.

Steering

Rack and pinion steering. Power-assistance on Family Estate. Overall turning circle - Saloons: 35ft 9in (10.9m); Estates: 37ft 5in (11.4m).

Brakes

Front disc brakes, rear drums. Dual braking circuits

with load compensator. Servo-assistance. Handbrake acting on rear wheels.

Suspension

Suspension by coil springs with double-action telescopic shock absorbers. Anti-roll bars front and rear.

Tyres

Saloons: 165 SR 14 radials
Estates: 185 SR 14 reinforced radials
Spare wheel stowed under boot (saloons) or rear floor (estates)

Electrical equipment

12 volt electrical system. 500W, three-phase alternator.

Interior

	GR/GRD Saloon	GR Estate	Family/ Family Diesel Estate
Fully reclining front seats	•	•	•
Retractable armrest on rear seat	•		
Cloth upholstery	•	•	•
Armrests on front and rear doors	•	•	•
Carpets	•	•	•
Variable speed heating/ventilation fan	•	•	•
Illuminated heater controls	•	•	•
Lockable glovebox	•	•	•
Quartz Clock	•	•	•
Courtesy mirror	•	•	•
Sun-visors	•	•	•
Trip mileage recorder	•	•	•
Cigar lighter	•	•	•
Water temperature gauge	•	•	•
Tinted glass			•

Safety

Front inertia reel seat belts	•	•	•
Head restraints on front seats	A	•	•
Childproof locks on rear doors	•	•	•
Braking system warning light (handbrake on, low fluid, pad wear)	•	•	•
Laminated windscreen	•	•	•
Electric screen wash	•	•	•
Two-speed windscreen wipers	•	•	•
Intermittent wipe	•	•	•
Heated rear window	•	•	•
Rear window wash/wiper		•	•
Day/night rear view mirror	•	•	•
Halogen headlights		•	•
Reversing lights	•	•	•
Rear fog light	•	•	•

A. = available as accessory.

Fuel Consumption

In accordance with Government test procedures. (Diesel figures — French Government tests)	504 GR Saloon		504 GRD Saloon	504 GR/Family Estate		504 Family Diesel Estate
	manual	automatic		manual	automatic	
At a constant 56 mph (90 km/h)	40.9 mpg (6.9L/100km)	35.3 mpg (8.0L/100km)	41.5 mpg (8.8L/100km)	35.7 mpg (7.9L/100km)	31.0 mpg (9.1L/100km)	40.9 mpg (6.9L/100km)
At a constant 75 mph (120 km/h)	30.1 mpg (9.4L/100km)	26.9 mpg (10.5L/100km)	29.7 mpg (9.5L/100km)	26.4 mpg (10.7L/100km)	24.1 mpg (11.7L/100km)	28.2 mpg (10.0L/100km)
Simulated urban driving	25.4 mpg (11.1L/100km)	25.4 mpg (11.1L/100km)	33.6 mpg (8.4L/100km)	21.5 mpg (13.1L/100km)	23.3 mpg (12.1L/100km)	31.7 mpg (8.9L/100km)

Peugeot 504



Peugeot Reliability

The basis for reliability is laid by thorough research, planning and skill in design. Only the best quality materials and components are used, many of which have been designed specifically for Peugeot and are manufactured in Peugeot factories.

Continual pre- and post-production testing evaluates parts and prototype models for quality of manufacture, for design efficiency and as part of one of the most comprehensive programmes into vehicle and passenger safety.

Anti-corrosion treatment is equally thorough. New cathodic electrophoretic processes give an even greater level of protection, which is reinforced by bitumen wax injection treatments to doors and hollow sections, a PVC anti-chipping compound applied to wheel arches and along the sills, and the whole underbody covered in a thicker bitumen wax coating.

All this extra care means quality and reliability built into each and every Peugeot product.



Take a test drive at your local Peugeot Dealer:

ADAMS & GIBBON LTD
WESTMORLAND ROAD NEWCASTLE UPON TYNE
Telephone 28281

...ing the essential characteristics of the models described and illustrated in this brochure to introduce at any time modifications, changes of detail, equipment or accessories as may be considered necessary. The brochure will be updated from time to time but in order to avoid any misunderstanding any person interested in purchasing a vehicle should enquire of an authorised Peugeot dealer as to whether there have been any material alterations, since the date of the issue of this brochure. 1981

Peugeot Automobiles UK Ltd,
333 Western Avenue, London W3 0RS. Tel: 01-992 5366

