



504

PEUGEOT



Introducing the Peugeot 504 Saloons and Estates.



Peugeot's world-wide reputation for reliability, comfort and versatility is superbly represented by the Peugeot 504 Range.

Over two million 504 Saloons and Estates have been built, and their ruggedness proved in many countries and over a wide variety of terrains – including unparalleled success in some of the world's most gruelling rallies. Yet the 504 also enjoys an enviable reputation for style and comfort, as well as reliability.

Change for its own sake has never been part of the manufacturing policy at Peugeot. Rather the 504 has undergone a continual programme of re-evaluation and refinement, so that, as others have introduced new models, the Peugeot 504 range has always kept several strides ahead of the competition – most notably perhaps, in simple value-for-money terms.

As well as the 1800 cc 504 GR Saloon, there are five large-capacity hard-working estates built to carry you and your family in style, or to cope with exceptionally large loads. In the 504 and 504 GR Estates, the rear bench seat folds flat to reveal a wide, flat load deck 6 ft 4 ins long (1.93m), and a 64 cu ft (1820 dm³) load capacity*. The 1800 cc 504 Estate runs on two-star petrol, like the GR Saloon, while the 2-litre 504 GR Estate has a top speed of over 100 mph (160 km/h).

Then there's the 504 Family with its three rows of forward-facing seats – the perfect solution to group transport problems.

For extra economy, choose a 504 with diesel power. There are the 2112 cc 504 GRD Saloon and Diesel Estate or the Family Diesel with its powerful 2304 cc engine.

With this wide range, there's a 504 to suit everyone. Each has its own distinct personality, but all bear that unmistakable Peugeot pedigree.

*Useful space measured to window level.



504 GR Saloon:

5 seats. Four cylinder in-line engine. 1796 cc. 79 bhp DIN at 5100 rpm. Maximum speed 96 mph (154 km/h). Runs on two-star petrol. Dual circuit braking – front discs, rear drums – with servo assistance. Automatic gearbox optional.

GRD Saloon has a 2112 cc diesel injected engine. 65 bhp at 4500 rpm. Maximum speed 84 mph (135 km/h).



504 Estate:

5 seats. Four cylinder in-line engine. 1796 cc. 73 bhp DIN at 5000 rpm. Maximum speed 91 mph (146 km/h). Runs on two-star petrol. Dual circuit braking – front discs, rear drums with servo assistance. Useful load capacity 39/64 cu ft (1110/1820 dm³). Useful load length 4 ft 8 ins/6 ft 4 ins (1.43/1.93 m).

504 Diesel Estate has a 2112 cc diesel injected engine. 65 bhp at 4500 rpm. Maximum speed 78 mph (126 km/h).



504 GR Estate:

5 seats. Four cylinder in-line engine. 1971 cc. 96 bhp DIN at 5200 rpm. Maximum speed 101 mph (162 km/h). Dual circuit braking – front discs, rear drums – with servo assistance. Useful load capacity 39/64 cu ft (1110/1820 dm³). Useful load length 4 ft 8 ins /6 ft 4 ins (1.43/1.93 m). Automatic gearbox optional.



504 Family Estate:

7/8 forward-facing seats. Four cylinder in-line engine. 1971 cc. 96 bhp DIN at 5200 rpm. Maximum speed 101 mph (162 km/h). Power-assisted steering. Dual circuit braking – front discs, rear drums – with servo assistance. Useful load capacity 15/34 cu ft (435/980 dm³). Useful load length 2 ft 3 ins/3 ft 10 ins (0.69/1.18m).

504 Family Diesel Estate offers the same level of trim with a 2304 cc diesel injected engine. 70 bhp DIN at 4500 rpm. Maximum speed 81 mph (130 km/h).



peugeot





504 GR

Do not be misled by the extremely competitive price of the 504 GR Saloon. The 504 GR is finished to the highest standard. And inside, there is all the comfort you would expect from a luxury saloon – reclining front seats, cloth upholstery, carpets throughout, and a fold-down armrest on the rear seat.


It is not only the initial price of the GR that makes it such an economical proposition however. The 504 GR returns up to 35 mpg on two-star petrol*, and main service intervals are only once every 10,000 miles (with an oil change and safety check at 5,000 miles).

And there's still an abundance of power from the 1976 cc engine. Developing a healthy 79 bhp at 5100 rpm, the flexible power unit gives the 504 GR a top speed of 96 mph (154 km/h) – something that you might not require in this country, but just right for Continental motoring.

For extra economy and high-mileage reliability, there's the 504 GRD saloon, with its smooth, quiet 2112cc engine.

*For full fuel consumption statistics, see chart inside back cover.







504 GR

Inside the 504, comfort is the keynote. One glance at the luxurious interior is enough to assure both driver and passengers of many miles of relaxed motoring. Economy and reliability have been achieved and combined with supreme comfort.

Door panels are colour-keyed to the upholstery and trim. The neat dashboard houses a clear display of instruments and

warning lights which give the driver all the information he may need, quickly. The control stalks are at the driver's fingertips and the gearchange smooth and precise.

Skill in engineering and quality of design have created an economy car which is also a luxury one. But above all, the 504 GR is a model for comfort and efficiency.




peugeot 504 info

The 504 Estate is an estate car for those with big ideas, but the 504 proves that big with Peugeot does not mean expensive.

With the same huge load volume as the GR Estate, and the same comfortable ride, the 504 Estate comes with a surprisingly low price tag. But that's only one part of the 504 economy formula. The 1796 cc engine runs on 2-star petrol, and with major services only once every 10,000 miles (with an intermediate oil change and safety check at 5,000 miles) the amount of time your car spends off the road will be as small as your servicing bills.

The towing capacity of 3307 lbs (1500 kg) is there for those who need to tow a boat or caravan, and with a recommended maximum payload of 1477 lbs (670 kg), the 504 is the perfect solution for transporting even the bulky loads that tradesmen or commercial travellers need to carry.

The 504 Estate is also available with an economical 2112cc diesel engine which could mean spectacular cost savings, especially for the high mileage driver. And the Peugeot diesel units have been proved to be rugged, reliable and simplicity to start - even in the depths of winter.







GR Estate

The 504 GR Estate is a real estate car, but with true saloon style and comfort too. All the 504 Estates are designed as such and are not merely stretched saloons. With their lengthened wheelbase and special suspension, the ride is remarkably smooth and comfortable whatever you are carrying.

There's space for a real load, too. With the rear seat in place, there's 39 cu ft (1110 dm³)* of space, or with the seats folded, 64 cu ft (1820 dm³)*. And the transition is simple. Unclip a couple of catches, lift the seat and you have a flat load floor of approximately 6ft 4 ins long (1.93m), finished in a smart mahogany-style laminate and protected with rubber runners. With this quality of finish in the load area you would obviously expect something special in the passenger compartment – and we do not think you will be disappointed.

*Useful load space to window level.





peugeot504.info GR Estate


Many of the reasons for the impressive style of the GR Estate are to be found in the comfort of the passenger compartment. After all, the occasions when you need to use the huge load capacity of the 504 GR Estate will be balanced by those times when you will want to use your Estate as a stylish saloon, with comfort for five.


In the GR Estate, you'll find a refreshing change of atmosphere from most ordinary estates. The individual front bucket seats, with integral head restraints, are adjustable for reach and fully reclining. The wide bench seat in the rear has ample head and leg room for three adults to find total relaxation. Standard equipment includes a cigarette lighter, electric clock, illuminated heating and ventilation controls and a lockable glove box. There are two-speed windscreen wipers with an intermittent wipe facility and electric screen washers. On the dashboard there is a warning light for brake condition, and a rheostat for the dashboard lighting gives you just the level of illumination you need at any time.

The 504 GR Estate – an extraordinary estate at an exceptional value-for-money price.


Please note that while Teppluxe upholstery is normally an optional extra on 504 GR Estate models, it is a standard feature on cars sold in Britain. Cloth upholstery is not available.











504 Family Estate

Three rows of cloth-upholstered forward-facing seats distinguish the 504 Family Estate and that means travel in style for up to eight people. More space and comfort for the family results in a more relaxed atmosphere for the driver, and a safer journey for everyone.

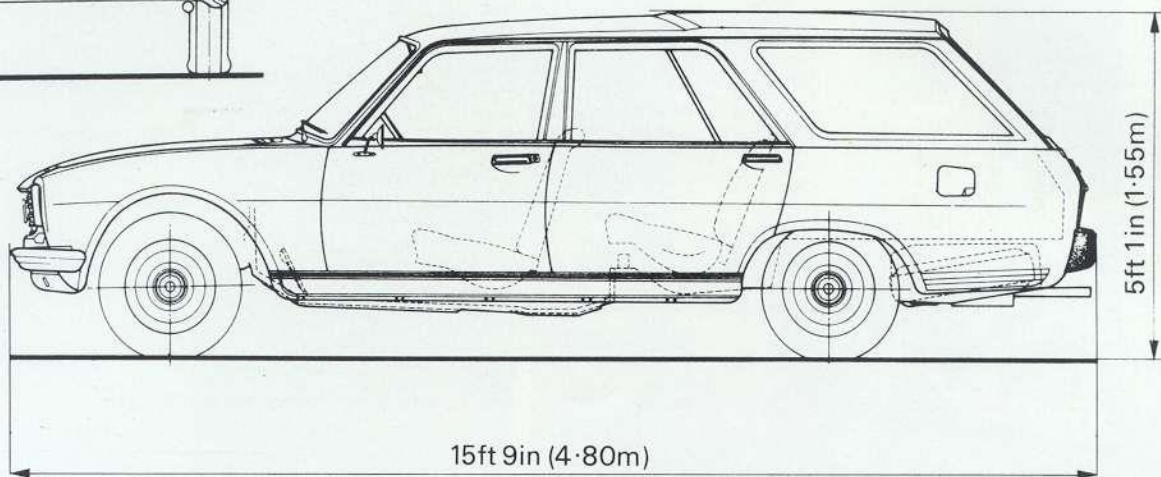
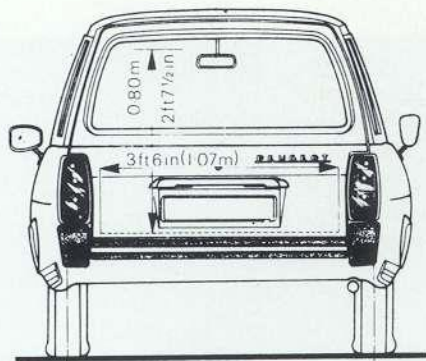
For effortless driving, even when you've packed in all your family and a load of holiday luggage, the Family Estate is fitted with power-assisted steering to make light work of town traffic and parking. Brakes are servo-assisted too, so that you'll stop smoothly and safely.

Passenger security was a priority in the design of the Family Estate. Superb all-round visibility, dashboard warning light for brake condition and low brake fluid, dual circuit braking, front and side window demisters, heated rear screen, halogen headlights and, of course, childproof locks on the rear doors are part of a comprehensive safety specification.

There's the same level of comfort and equipment as in the GR Estate, and, as with the GR, top speed in the Family Estate is 101 mph (162 km/h). With all the power you need from the 2 litre engine, overtaking is effortless, smooth and safe.

The diesel version of the Family Estate gives you the same passenger comfort advantages. And there's also extra economy to take into consideration, as well as Peugeot reliability – the result of 50 years' experience in manufacturing diesel engines.





Diesel

With the 504 range, there is also the choice of diesel power, available on the 504 GRD Saloon, the 504 Diesel Estate and the 504 Family Diesel Estate.

The 2112 cc 504 GRD Saloon and Estate offer outstanding fuel economy for cars in this class – up to 41.5 mpg on the Saloon and 36.2 mpg on the Estate, at a constant 56 mph*.

On the Family Diesel Estate there's a more powerful 2304 cc unit, which will still return up to 37.7 mpg*.

The 504 Diesel range offers the best of both worlds – all the style and comfort of the 504 with all the durability and economy that you would expect from a Peugeot diesel. It is also an extremely clean-burning engine benefiting us all environmentally by reducing the level of air-polluting toxic emissions.

With the new 504 Diesel range, Peugeot have added another chapter to the story of Peugeot and diesel power. Over 50 years, Peugeot have built well over a million rugged, reliable diesel engines.

*In accordance with official French Government testing procedures. See chart opposite for full statistics.

Bodywork And General Information

Body
On piece bodyshell with electrophoretic anti corrosion treatment. 5 seats or 7 seats on Family Estates.

Dimensions:

Overall length:	Saloons – 14 ft 9 ins (4.49m) Estates – 15 ft 9 ins (4.80m)
Overall width:	5 ft 6 ins (1.69m)
Height unladen:	Saloons – 4 ft 9 ins (1.46m) Estates – 5 ft 1 ins (1.55m)
Height laden:	Saloons – 4 ft 7 ins (1.40m) Estates – 4 ft 9 ins (1.45m)
Wheelbase:	Saloons – 8 ft 11 ins (2.74m) Estates – 9 ft 6 ins (2.90m)
Load Volume:	Saloons – 16 cu ft (459 dm ³) Min/Max 504/GR Estates – 39/64 cu ft (1110/1820 dm ³) Min/Max Family Estates – 15/34 cu ft (435/980 dm ³)
Useful load length:	Min/Max 504/GR Estates – 4 ft 8 ins/6 ft 4 ins (1.43/1.93m) Min/Max Family Estates – 2 ft 3 ins/3 ft 10 ins (0.69/1.18m)

Fuel Tank

Capacity: Saloons – 12.3 gallons (56L)
Estates – 13.2 gallons (60L)

Weight:

Unladen weight: GR Saloon – 2557 lbs (1160 kg)
GRD Saloon – 2667 lbs (1210 kg)
504 Estate – 2810 lbs (1275 kg)
504 Diesel Estate – 2976 lbs (1350 kg)
GR/Family Estates – 2932 lbs (1330 kg)
Family Diesel Estate – 3108 lbs (1410 kg)

Laden weight: GR Saloon – 3615 lbs (1640 kg)
GRD Saloon – 3726 lbs (1690 kg)
504 Estate – 4288 lbs (1945 kg)
504 Diesel Estate – 4453 lbs (2020 kg)
GR/Family Estates – 4343 lbs (1970 kg)
Family Diesel Estate – 4586 lbs (2080 kg)

Towing:

Maximum towing capacity: Saloons – 2866 lbs (1300 kg)
Estates – 3307 lbs (1500 kg)

Mechanical

Gearbox

Synchromesh gearbox with four forward speeds and reverse. Diaphragm type clutch with ball bearing thrust operation. Automatic gearbox optional on GR Saloon, GR Estate and Family Estate. (Petrol models).

Suspension

Independent front suspension, live rear axle. Suspension using coil springs and Peugeot double-acting hydraulic shock absorbers. Front anti-roll bar on 504 Estate, front and rear on Saloons and GR/Family Estates.

Brakes

Front discs, rear drums. Dual circuit braking system with load compensator. Mastervac power assistance.

Steering

Rack and pinion steering. Overall turning circle 35 ft 9 ins (10.9m) on Saloons, 37 ft 5 ins (11.4m) on Estates. Power steering on Family.

Electrical System

12 volt electrical system with three phase 500W alternator.

Tyres 165 SR14 on GR/GRD Saloons. 185 SR14 Reinforced on Estates.

Spare wheel stored separately under boot.

Engines

Four cylinder in-line engine. Inclined at 45° on petrol models, inclined at 20° on diesel models. Oversquare. 5 bearing crankshaft. Removable wet cylinder liners on petrol models. Electromagnetic cooling fan (not 504 Estate.)

	GR Saloon	GRD Saloon	504 Estate	504 D Estate	504 GR Estate	504 Family Estate	504 Family Diesel Estate
Fuel supply	Single choke carburettor	Diesel injection	Single choke carburettor	Diesel injection	Twin choke carburettor	Twin choke carburettor	Diesel injection
Bore x stroke	84 x 81	90 x 83	84 x 81	90 x 83	88 x 81	88 x 81	94 x 83
Capacity	1796 cc	2112 cc	1796 cc	2112 cc	1971 cc	1971 cc	2304 cc
Maximum power (DIN)	79 bhp at 5100 rpm	65 bhp at 4500 rpm	73 bhp at 5000 rpm	65 bhp at 4500 rpm	96 bhp at 5200 rpm	96 bhp at 5200 rpm	70 bhp at 4500 rpm
Maximum torque (DIN)	105 ft lbs (14.5 mkg) at 2500 rpm	87 ft lbs (12.1 mkg) at 2500 rpm	101 ft lbs (14 mkg) at 2500 rpm	87 ft lbs (12.1 mkg) at 2500 rpm	118 ft lbs (16.4 mkg) at 3000 rpm	118 ft lbs (16.4 mkg) at 3000 rpm	97 ft lbs (13.4 mkg) at 2000 rpm
Maximum speed	96 mph (154 km/h)	84 mph (135 km/h)	91 mph (146 km/h)	79 mph (126 km/h)	101 mph (162 km/h)	101 mph (162 km/h)	81 mph (130 km/h)

Equipment	Petrol Models				Diesel Models			
	GR Saloon	504 Estate	GR Estate	Family Estate	GR Saloon	504 Estate	GR Estate	Family Estate
Laminated windscreen	●	●	●	●	●	●	●	●
Reversing Lights	●	●	●	●	●	●	●	●
Rear fog light	●	●	●	●	●	●	●	●
Heated rear window	●	●	●	●	●	●	●	●
Reclining front seats	●	●	●	●	●	●	●	●
Inertia reel front seat belts	●	●	●	●	●	●	●	●
Two speed windscreen wipers with intermittent wipe	●	●	●	●	●	●	●	●
Electric windscreen washers	●	●	●	●	●	●	●	●
Illuminated heater controls	●	●	●	●	●	●	●	●
Variable speed heater/demister	●	●	●	●	●	●	●	●
Panel light rheostat	●	●	●	●	●	●	●	●
Trip mileage recorder	●	●	●	●	●	●	●	●
Warning light handbrake on/low brake fluid level/pad wear	●	●	●	●	●	●	●	●
Water temperature gauge	●	●	●	●	●	●	●	●
Padded steering wheel	●	●	●	●	●	●	●	●
Radio aerial cable	●	●	●	●	●	●	●	●
Cigarette lighter	●	●	●	●	●	●	●	●
Ashtrays Front/Rear	●	●	●	●	●	●	●	●
Door armrests	●	●	●	●	●	●	●	●
Childproof locks	●	●	●	●	●	●	●	●
Quartz clock	●	●	●	●	●	●	●	●
Cloth Upholstery	● (not diesel)	●	●	●	●	●	●	●
Carpet	●	●	●	●	●	●	●	●
Sun visors with vanity mirror on the passenger side	● (not diesel)	●	●	●	●	●	●	●
Day/night rear view mirror	●	●	●	●	●	●	●	●
Front head restraints	●	●	●	●	●	●	●	●
Halogen headlamps	●	●	●	●	●	●	●	●
Fold down rear central armrest	●	●	●	●	●	●	●	●

Fuel Consumption

	At a constant 56 mph (90 km/h)	At a constant 75 mph (120 km/h)	Simulated urban driving
GR Saloon manual	35.7 mpg (7.9L/100 km)	26.9 mpg (10.5L/100 km)	22.0 mpg (12.8L/100 km)
GR Saloon automatic	32.8 mpg (8.6L/100 km)	24.8 mpg (11.4L/100 km)	21.7 mpg (13.0L/100 km)
GRD Saloon	41.5 mpg (6.8L/100 km)	29.7 mpg (9.5L/100 km)	33.6 mpg (8.4L/100 km)
504 Estate	32.1 mpg (8.8L/100 km)	23.5 mpg (12.0L/100 km)	20.6 mpg (13.7L/100 km)
504 Diesel Estate*	36.2 mpg (7.8L/100 km)	Not tested	31.7 mpg (8.9L/100 km)
GR Estate – manual	35.7 mpg (7.9L/100 km)	26.4 mpg (10.7L/100 km)	21.5 mpg (13.1L/100 km)
GR Estate – automatic	31.0 mpg (9.1L/100 km)	24.1 mpg (11.7L/100 km)	23.3 mpg (12.1L/100 km)
Family Estate – manual	35.7 mpg (7.9L/100 km)	26.4 mpg (10.7L/100 km)	21.5 mpg (13.1L/100 km)
Family Estate – automatic	31.0 mpg (9.1L/100 km)	24.1 mpg (11.7L/100 km)	23.3 mpg (12.1L/100 km)
Family Diesel Estate – manual	37.7 mpg (7.5L/100 km)	27.2 mpg (10.4L/100 km)	30.1 mpg (9.4L/100 km)

In accordance with official British Government testing procedures *Diesel consumption in accordance with French Government test procedures.



Take a test drive at your local Peugeot Dealer:

PLEASE NOTE:
Every endeavour has been made to ensure that the information contained in this brochure was accurate at the time of going to press. Peugeot Automobiles (UK) Ltd however, reserve the right while preserving the essential characteristics of the models described and illustrated in this brochure to introduce at any time modifications, changes of detail, equipment or accessories as may be considered necessary. The brochure will be updated from time to time but in order to avoid any misunderstanding any person interested in purchasing a vehicle should enquire of an authorised Peugeot dealer as to whether there have been any material alterations, since the date of the issue of this brochure.

1980



Finance & leasing facilities available from Peugeot Finance.
Anglo-French Finance Co. Ltd.

Peugeot Automobiles UK Ltd.,
333 Western Avenue, London W3 0RS.

